

USED ON INTAKE AND RELEASE = TX ACCEPTANCE

Compu13 Adult Alcohol/Drug Assessment Idaho Department of Corrections – Assessment Results

Alcohol/Drug Assessments Average Scores

Evaluations	MAST Test	Life Areas	DSM IV
6352	23.7	4.1	11.9
	NCA Possible	NCA Probable	NCA Definite
	.6	9	6.6

Psychological Assessments Average Scores

Evaluations	Clinical Anxiety Scale	Cognitive Slippage Scale	Depression Scale	Diagnostic Anger Scale
6352	16.4	6.0	15.5	9.3

Self Test and DAST Test Average Scores

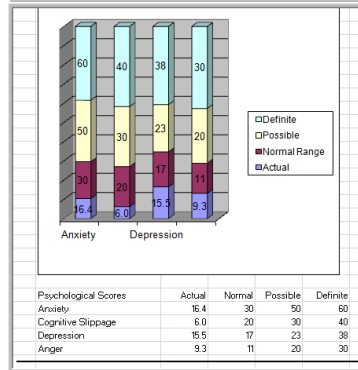
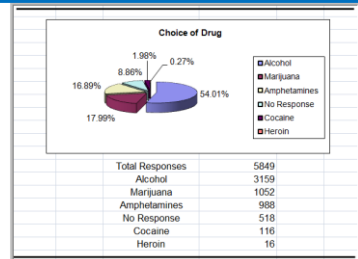
Evaluations	Self Test	DAST Test
6298	3.6	6

Average Age of Respondents

Evaluations	Average Age
6189	32

Average 'Highest Grade Completed' of Respondents

Evaluations	Grade Completed
6133	10.7



Computer Assessment Calculated Results		Alcohol/Drugs Percentage
Evaluations	Computer Evaluation	
4003	Definite	63.0%
554	No Evidence	8.7%
485	Possible	7.6%
1310	Probable	20.6%
6352	Total	

During the 1990's, alcohol/drug use and abuse was an accepted catalyst for destructive behavior patterns. Since that time, new personality traits have been developed that support new treatment methods and processes.

Married Respondents

Evaluations	Number Married	
6352	1482	23.3%

Attended College with/without degrees

College	Degree	
488	Unknown	38.9%
456	N	36.3%
312	Y	24.8%
1256	Total Attending	19.8%

Respondents with Prior Treatment before Evaluation

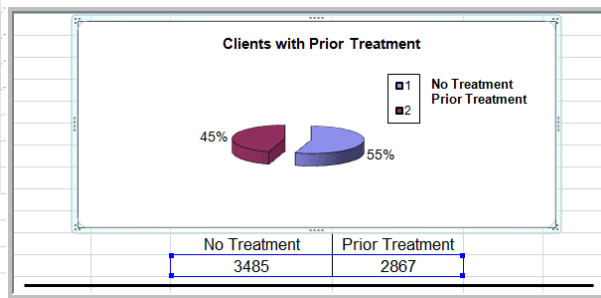
Evaluations	Prior Treatment	
6352	2867	45.1%

Average BAC of Respondents

Evaluations	Average BAC
1577	0.154

Average Number of Arrests of Respondents

Evaluations	Average Number of Arrests
4907	4.2



This Social / Behavioral Multi-Scale Diagnosis Tool was developed with the assistance of the Idaho Department of Corrections and Idaho Psychologists.

Total Evaluations	Conduct Disorder	Adult Antisocial Behavior	Antisocial Practices
6638	5.72	11.17	11.22
	Irresponsible Behavior	Self-Indulgent Behavior	
	3.48	5.35	
	Interpersonal Intrusiveness	Social Rule Breaking	
	2.39	3.17	
	Total Lifestyle Score		
	14.39		
Evaluations	Antisocial Personality Disorder Behavior	Percent	
1071	Negative	16.13%	
5567	Positive	83.87%	
6638			
Evaluations	Problem Classification	Percent	
173	Unknown	2.61%	
1546	Definite	23.29%	
497	Possible	7.49%	
4422	Probable	66.62%	
6638			

Total Evaluations	Conduct Disorder	Adult Antisocial Behavior	Antisocial Practices
8230	5.76	11.09	11.15
	Irresponsible Behavior	Self-Indulgent Behavior	
	3.40	5.36	
	Interpersonal Intrusiveness	Social Rule Breaking	
	2.39	3.18	
	Total Lifestyle Score		
	14.33		
Evaluations	Antisocial Personality Disorder Behavior	Percent	
1333	Negative	16.20%	
6897	Positive	83.80%	
8230			
Evaluations	Problem Classification	Percent	
229	Unknown	2.78%	
1822	Definite	22.14%	
634	Possible	7.70%	
5545	Probable	67.38%	
8230			